

Textiles Strategies Chooser Chart


This Chooser Chart gives you information about strategies:

- when to use a strategy in a Capability Task;
- how complex it is;
- how long the strategy will take;
- whether it involves other people.


Use the key to find out what the icons mean.

Key to Icons


When:

 beginning - middle - end


Time:

 short - long

Complexity:

 simple to complex

Other people:

 one other to many

Strategy	Comments				
Identifying needs and likes					
PIES					
observing people					
asking questions					
using books and magazines					
image boards					
questionnaires					
Design briefs					
Specifications					
Generating design ideas					
brainstorming					
attribute analysis					
observational drawing					
investigative drawing					
Modelling					
thumbnail sketches					
cut-outs					
annotated drawings					
toiles					
swatch collections					
Using computers					
Applying science					
Systems thinking					
Planning					
Evaluating					
user trip					
winners and losers					
performance specification					
appropriateness					