










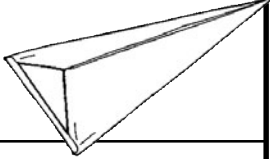


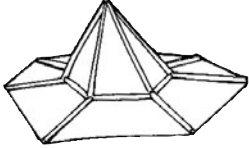

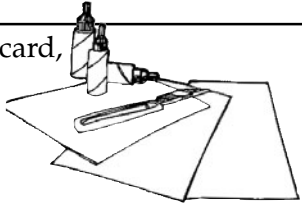


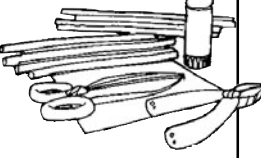
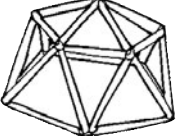



Modelling Materials Chooser Chart

Here are some suggestions to help you choose which modelling material to use for modelling design ideas for each line of interest.

Line of interest	Modelling materials	Model
Designing fashion accessories 	Coloured paper, markers, scissors 	
Designing bags and carriers 	Paper, scissors string, pins 	
Designing interiors 	Swatches of sample fabrics, tissue paper 	
Designing kites 	Thin springy wire, tissue paper, glue stick, scissors 	
Designing for protection 	Plastic bags, straws, pins, masking tape 	
Designing for street style 	Coloured card, markers, modelling knife 	
Designing tents 	Art straws, pipe cleaners, paper, wire cutters, scissors, glue stick 	
Designing for the theatre 	Pipe cleaners, plasticine and fabric scraps 