




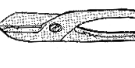















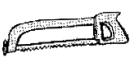

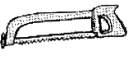


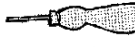
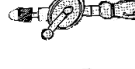
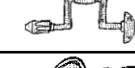

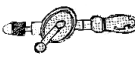


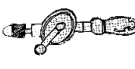


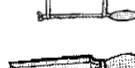
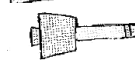
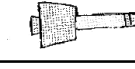
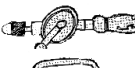




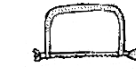

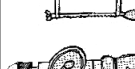

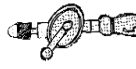
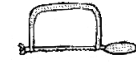



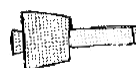


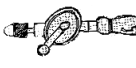
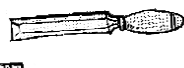
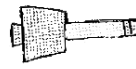
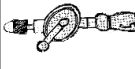

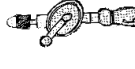



# Hand-Tool Chooser Chart

You can shape a piece of material by cutting away or wasting the unwanted parts. The remaining piece can then be trimmed to size and finished. The tools you can use for this are described in the Hand-Tool Chooser Chart.

	Wood	Metal	Plastics
Straight lines and flat surfaces 	 for cutting to length  for cutting sheet  for trimming	 for cutting to length  for cutting sheet  for trimming	 for cutting to length  for trimming
Curved lines 	 for cutting  for trimming	 for cutting  for fine work  for trimming	 for cutting  for fine work  for trimming
Curved surfaces 	 for cutting  for trimming	 for cutting to approx shape  for trimming	 for cutting to approx shape  for trimming
Round holes 	 for marking  for holes up to 6 mm  for larger holes	 for marking  for holes up to 6mm  for trimming	 for marking  for holes up to 6mm
Square holes 	 for through holes in thin material  for through holes in thin material  for flat-bottomed holes  for flat-bottomed holes	 for through holes in thin material  for through holes in thin material  for trimming	Drill 3mm hole inside required shape and use coping saw as for wood.
Irregular-shaped holes 	 for through holes in thin material  for chain drilling	 for through holes in thin material  for chain drilling  for trimming	 for through holes in thin material  for chain drilling
Grooves 	 for cutting to length  for cutting to length  for cutting to length  for cutting to length	Use a milling machine	Use a milling machine
Slots 	 for chain drilling  for chain drilling  for chain drilling	 for chain drilling  for trimming	 for chain drilling  for trimming