

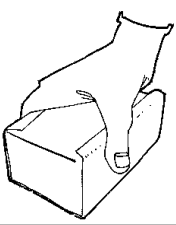
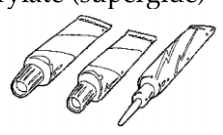


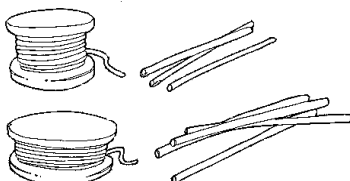
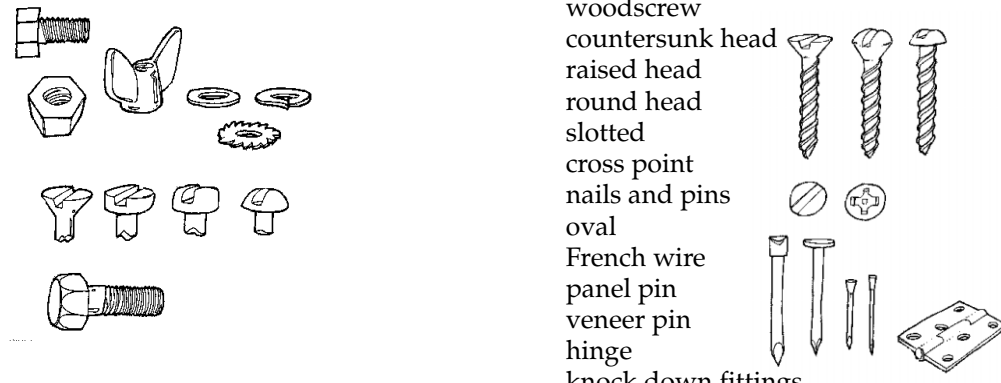
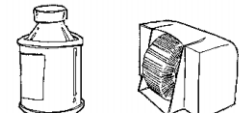


Working with resistant materials Chooser Chart

When working with resistant materials you will need to use abrasives, adhesives, fixings, fittings and finishes. The Chooser Chart below summarizes commonly available options.

Metals	Plastics	Solid and modified timber
<p>Abrasives Different grades available, begin with coarse and work down to fine emery cloth</p>		
<p>aluminium oxide paper with a little oil water of ayr stone used wet metal polish</p> 	<p>silicon carbide paper (wet and dry paper) used wet with water 000 steel wool used dry with water metal polish</p> 	<p>glass paper aluminium oxide paper used dry with a cork block flour paper</p> 
<p>Adhesives Read and follow instructions in case of hazardous substances</p>		
<p>epoxy resin (Araldite) cyanoacrylate (superglue)</p> 	<p>epoxy resin (Araldite) cyanoacrylate (superglue) contact adhesive (Thixofix)</p> 	<p>epoxy resin (spa-bond for wood) cyanoacrylate (superglue) contact adhesive (Thixofix) synthetic resin (Resin W, Cascamite & Aerolite)</p> 
<p>Heat joining Always follow safety procedures when using heat joining materials</p>		
<p>soft solder hard solder & flux brazing & flux arc welding gas welding MIG welding</p>		
<p>Fittings and fixtures</p>		
<p>bolt machine screw or setscrew countersunk head pan head self-tapping screw rivet blind rivet nut wing nut washer cheese head round head</p>		
<p>Finishes Always follow safety procedures. Read and follow instructions in case of hazardous substances.</p>		
<p>metal polish buffing paint lacquer plastic dip-coating enamel (for copper) anodizing (for aluminium) oil blueing (for steel) buffing</p>	<p>metal polish buffing</p> 	<p>paint varnish sanding sealer coloured stain french polish wax polish</p>