
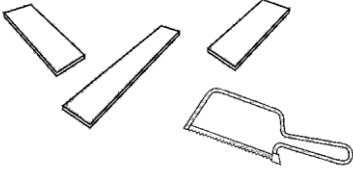
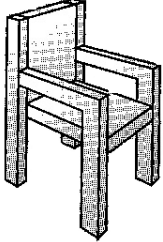
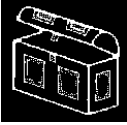

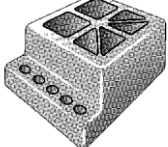


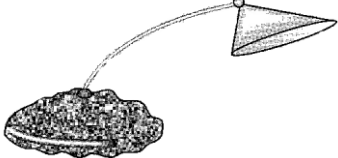

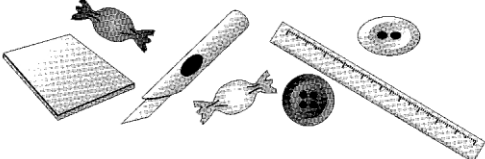
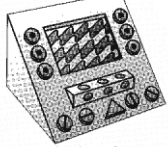

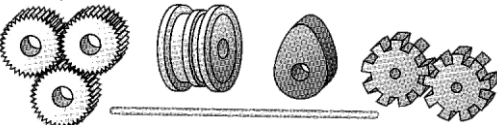
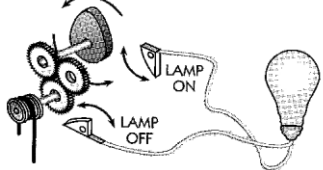

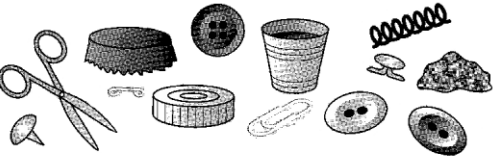



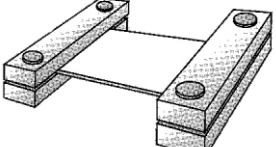


Modelling Materials Chooser Chart

Line of interest	Modelling techniques	Model
<p>Seating</p> 	 <p>Wooden frames</p>	 <p>Wooden frame chair</p>
<p>Storage</p> 	 <p>Black foam model</p>	 <p>Foam model of desk tidy</p>
<p>Lighting</p> 	 <p>Paper shapes and wire frames</p>	 <p>Wire frame lamp with shade</p>
<p>Toys and games</p> 	 <p>Card shapes with found materials</p>	 <p>Card model of activity centre with buttons and sweets for control features</p>
<p>Automata</p> 	 <p>Construction kits</p>	 <p>Simple automata mechanism</p>
<p>Body Adornment</p> 	 <p>Found materials</p>	 <p>Necklace made from found items</p>
<p>Testing</p> 	 <p>Rapid prototyping</p>	 <p>Test-bed structure testing rig</p>